

# Technical Data Sheet




Eclectic Products LLC  
Manufacturing Facility  
101 Dixie Mae Drive  
Pineville, Louisiana  
eclecticproducts.com  
800-349-4667

ISO 9001:2015  
Compliant  
Quality Management  
Systems


Administration Office  
Eugene, Oregon  
eclecticproducts.com  
800-693-4667



## UNITED STATES



0.18 fl oz Minis



1.0 fl oz Precision Tip

## E6000 PREMIUM®

### INDUSTRIAL STRENGTH CONTACT ADHESIVE

#### PRODUCT DESCRIPTION

E6000 PREMIUM bonds to even more substrates! The waterproof, impact-resistant, indoor-outdoor formula withstands extreme temperatures!

#### WHERE TO USE / APPLICATIONS

Use it on all your home improvement/DIY projects, hobby/crafts, auto repairs, industrial applications and so much more! It forms extremely flexible, permanent bonds to the most difficult items such as most all plastics used in 3D printing, polycarbonate, PVC, ABS, acrylics, polystyrene, fiberglass, etc., while also providing super strength bonds to other materials such as wood, metal, fabric, ceramic, glass, cement, clay, and more!

E6000 PREMIUM JEWELRY & BEAD: Jewelry & Bead™ is perfect for securing knots and permanently attaching most any type of stone, gem, crystal or bead to jewelry findings and base metal, silver, copper, gold jewelry pieces and polymer clay. It bonds to even more substrates! It permanently bonds to plastic beads and objects made of acrylic (Lucite®, Plexiglas®, etc.) and ABS used for jewelry making.

E6000 PREMIUM AUTOMOTIVE: Excellent for repairs to bumpers/fenders, instrument panels, lighting, interior, trim, upholstery, door handles, door panels & more!

#### FEATURES AND BENEFITS

- FORMULATED WITH **ENHANCED ADHESION PROMOTERS** TO PROVIDE OUTSTANDING PERFORMANCE AS EXPECTED – BUT THIS POWERHOUSE **ADHERES TO PLASTICS THAT OTHER ADHESIVES ONLY DREAM OF BEING ABLE TO BOND WITHOUT FAIL!**
- STAYS EXTREMELY FLEXIBLE – UNDER MOST ANY TEMPERATURE EXTREMES OR VIBRATIONS
- WEATHERPROOF. WATERPROOF. INDOOR/OUTDOOR USE.
- DRIES CRYSTAL CLEAR, PAINTABLE AND WASHER/DRYER SAFE
- PERMANENT.
- WITHSTANDS EXTREME TEMPERATURES.
- PERFECT ADHESIVE FOR DIY PROJECTS, HOBBY/CRAFTS, AUTO REPAIR AND INDUSTRIAL APPLICATIONS.

#### TECHNICAL INFORMATION


PROPERTIES	
Natural color:	Clear
Solvent	n-propyl acetate
VOC	54.9% or 52 g/mL
Flammable	Yes.
Density	0.919 ± .02 g/mL:
Solids	44% by weight

# Technical Data Sheet


## E6000 PREMIUM® INDUSTRIAL STRENGTH CONTACT ADHESIVE



1.0 fl oz Jewelry & Bead



2.0 fl oz Nozzle Tip



29.5 mL Precision Tip



2.0 fl oz Automotive

Viscosity (low)	50,000 cps Jewelry & Bead, Precision Tip, 2 fl oz Nozzle Tip
Viscosity (medium)	100,000 cps 0.18 fl oz, 2.0 fl oz Flat Tip
Set/Working Time*	Approx. 20 minutes
Full Cure Time*	Allow 24 hours for curing. Depending on materials and temperature, maximum strength may not be reached for 48 to 72 hours.
Storage	Store in cool (60-80 °F) dry location. Product may thicken when stored in colder temperatures. If product thickens from colder temperatures, warm to room temperature before use. Although it is not recommended to store at elevated temperatures (because it will shorten its shelf life), uncured product can withstand temperatures up to 140 °F intermittently.
Application temperature:	Ideal application temperature range is 50 to 90 °F (10 to 32 °C).
Service temperature:	Fully cured adhesive can withstand temperatures from -40 to 180 °F (-40 to 82 °C) intermittently.
Freeze/Thaw Stability:	Stable, allow product to warm to room temperature before using
Shelf life:	2 years
Chemical resistance	Excellent to water, dilute bases
Dielectric Strength	400V/mil (ASTM D-149); this is the maximum voltage that can be applied to a given material without causing it to break down
Tensile Stress at Break	1,200 lb/in <sup>2</sup> (ASTM D-412, Type R)
Elongation at Break	1,527% (ASTM D-412, Type R)
Shore D Hardness	25

\*Depending on material, humidity and temperature.

### DIRECTIONS and APPLICATION NOTES

Read directions and test small area before use.

1. Surface should be clean, dry and free of dirt. For best results, lightly roughen surface before use.
2. Puncture seal in neck of tube using pointer cap (**if tube has a foil seal**). Trim end of nozzle and puncture inner seal (**if a cartridge**). Ideal application temperature range is 50 to 90 °F (10 to 32 °C). However, fully cured adhesive can withstand temperatures from -40 to 180 °F (-40 to 82 °C) intermittently.
3. Apply directly to each surface to be bonded or repaired. Allow to partially cure, approximately 2 minutes before mating surfaces. Hardens by solvent evaporation and forms an immediate bond that is difficult to reposition after both adhesive-coated surfaces are placed in contact with each other and sufficient pressure is exerted to establish full contact.
4. Allow repair to cure for 24 hours. Depending on materials and temperature, maximum strength may not be reached for 48 to 72 hours.
5. For future easy cap removal, apply a thin coat of petroleum jelly to the threads of the tube before replacing the cap (**if a tube**). For prolonged

# Technical Data Sheet

## E6000 PREMIUM® INDUSTRIAL STRENGTH CONTACT ADHESIVE

CANADA



59.1 mL Nozzle Tip



29.5 mL Precision Tips



5.3 mL Mini Tubes

storage after opening, cover or plug the opening of the nozzle (if a cartridge).

- Clean uncured adhesive with acetone or citrus-based solvents. Cured material may be removed by cutting or scraping.

### JEWELRY & BEAD AND PRECISION TIP INSTRUCTIONS:

Read directions and test small area before use.

- Surface should be clean, dry and free of dirt. For best results, lightly roughen surface before use.
- Puncture seal in neck of tube using a precision tip. Replace cap. Screw precision tip into top of tube cap. Replace with fresh tip as needed. Ideal application temperature range is 50 to 90 °F (10 to 32 °C). Fully cured adhesive withstands temperatures from -40 to 180 °F (-40 to 82 °C) intermittently.
- Apply directly to each surface to be bonded. Allow to partially cure, approximately 2 minutes, before mating surfaces. When finished, unscrew precision tip and replace it with the provided plug.
- Allow 24 hours for curing. Depending on materials and temperature, maximum strength may not be reached for 48 to 72 hours.
- For future easy cap removal, apply a thin coat of petroleum jelly to the threads of the tube before replacing the cap.
- Clean uncured adhesive with acetone or citrus-based solvents. Cured material may be removed by cutting or scraping.

### HEALTH and SAFETY

Before working with this product, read and become familiar with information concerning hazards, proper use and handling.

To request a Safety Data Sheet, please send an e-mail to [sds@eclecticproducts.com](mailto:sds@eclecticproducts.com).

**⚠ WARNING:** This product can expose you to chemicals including alpha-Methylstyrene, which is known to the State of California to cause cancer, and methanol, which is known to the State of California to cause birth defects OR other reproductive harm. For more information go to [www.P65Warnings.ca.gov](http://www.P65Warnings.ca.gov).

### LIMITED WARRANTY

The product is warranted against any defect in materials or workmanship under normal use for a period of 180 days after the date of purchase. The product is also warranted under any implied warranties provided under applicable law, including, without limitation, the implied warranty of merchantability and the implied warranty of fitness for a particular purpose, for a period of 180 days after the date of purchase. The manufacturer will not accept liability for more than product replacement. This warranty covers only the original buyer of the product. For warranty service, the buyer should contact the store where the product was purchased, or write Eclectic Products LLC, P.O. Box 4450, Pineville LA 71361 or call 800.767.4667. Our goods come with guarantees that cannot be excluded under the Australian Consumer Law. You are entitled to a replacement or refund for a major failure and compensation for any other reasonably foreseeable loss or damage. You are also entitled to have the goods repaired or replaced if the goods fail to be of acceptable quality and the failure does not amount to a major failure. This warranty gives you specific legal rights, and you also have other rights, which vary from province to province.